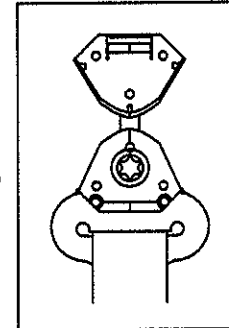
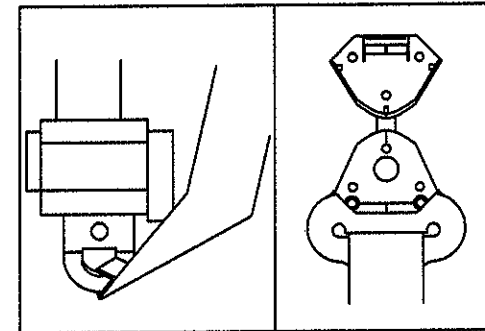


FRONT SEAT BELT INSTALLATION FOR JEEP WRANGLER 1996-2006
Technical Support 1-866-904-BELT (2358)

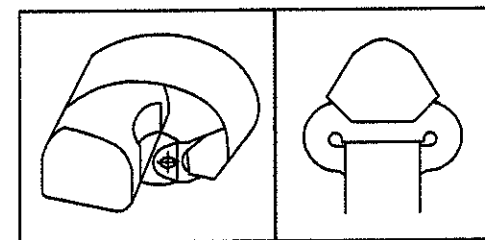
1. Open cap from roll bar anchor with screw driver.



2. Remove the two bolts using a trox socket.



3. Reinstall new belt set using same 2 bolts with loctite and close cover.



4. Buckle End Sold Seperate. Use the existing one.
Contact the seller to purchase Buckle if needed.

15835 Corporate Road N
Jupiter FL. 33478