



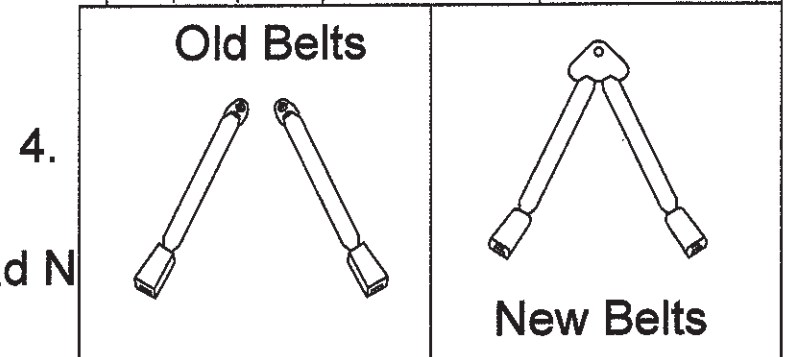
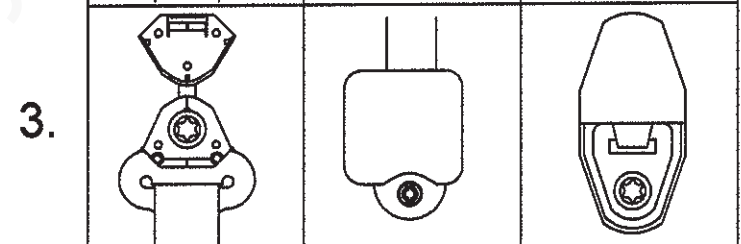
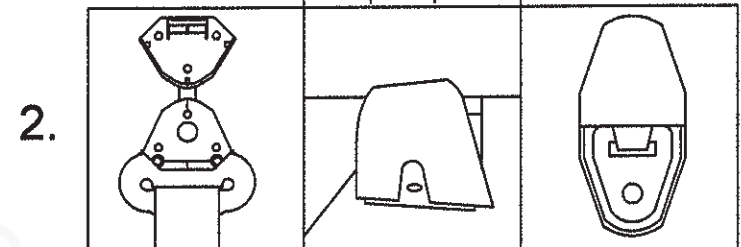
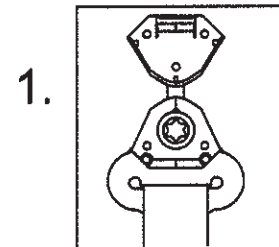
REAR SEAT BELT INSTALLATION FOR JEEP WRANGLER 1997-2006
Technical Support 1-866-904-BELT (2358)

1. Open cap from roll bar anchor with screw driver.

2. Remove the three bolts using a trox socket.

3. Reinstall new belt set using same 3 bolts with loctite and close cover.

4. Remove existing buckle ends and replace with new single mount buckle provided.



15835 Corporate Road N
Jupiter FL. 33478